



Deck Designer Specification Kit For  
**AZEK**


**Deck layout diagram**



Top view without planks

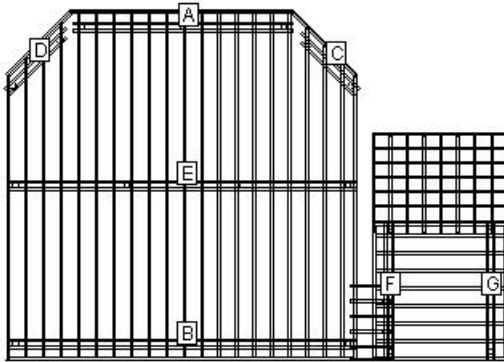


Bottom view with planks



Top view with planks

Permit Page: Level 1



**LOAD AND SUPPORT:**

Your deck will support a 50 PSF live load.  
Posts have 36" below ground support.

**DECK AND POST HEIGHT:**

You selected a height of 72" from the top of the decking to the ground level. The top of the deck support posts will therefore be 63" above ground level.

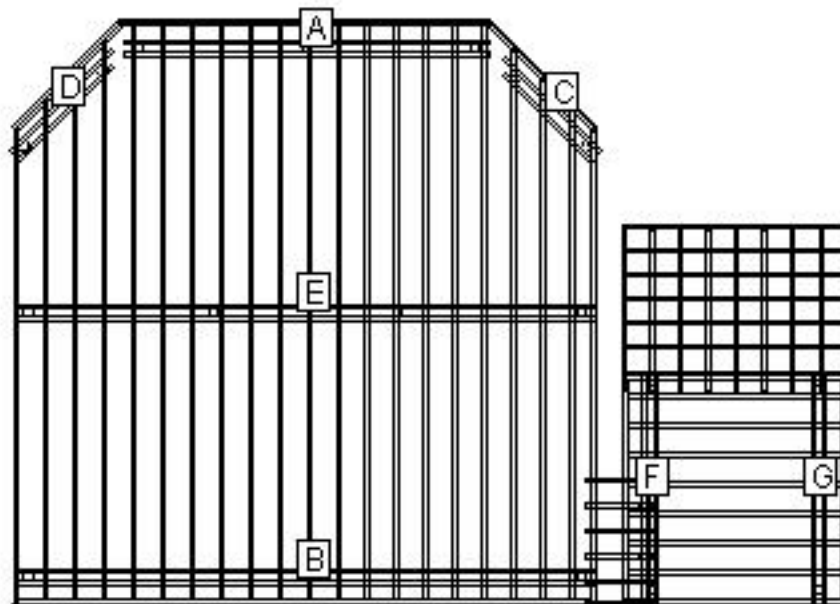
**Joists:**

Set joists on top of beams, 12"; center to center.

**Stress Analysis: Level 1**

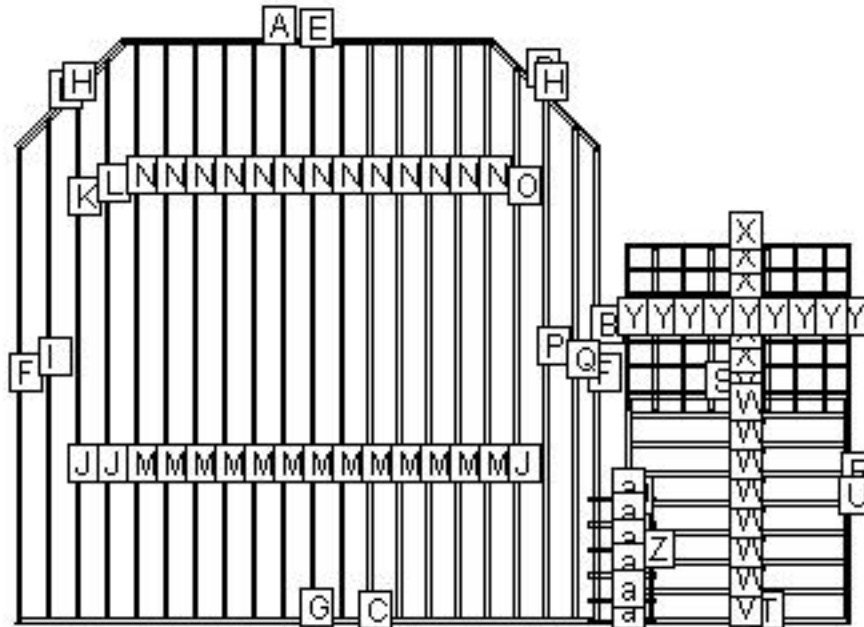
Joist Deflection	1488
Joist Bending	254
Joist Shear	232
Joist Compression	232
Beam Deflection	154
Beam Bending	60
Beam Shear	62
Post Stability	113

### Beam Layout Level 1



BEAM LABEL	BEAM LENGTH	POST COUNT	POST SPACING
A	12' 6"	3	5' 9 1/4"
B	19' 10 1/4"	3	9' 5 1/2"
C	4' 7"	2	3' 4"
D	4' 11 1/2"	2	3' 8 1/2"
E	19' 10 1/4"	4	6' 3 1/2"
F	7' 9 1/2"	2	6' 10"
G	7' 9 1/2"	2	6' 10"

Materials Cut List: Level 1



LABEL	NAME	QTY	LENGTH	BEVELS	LABEL	NAME	QTY	LENGTH	BEVELS
A	Cladding	1	12' 8"	23, 23	O	Internal Joist	1	9'	45, 0
B	Cladding	1	16' 4"	45, 23	P	Internal Joist	1	17' 9 1/2"	45, 0
C	Cladding	1	20'	45, 45	Q	Internal Joist	1	16' 9 1/2"	45, 0
D	Cladding	2	5' 2 1/4"	23, 23	R	Cladding	2	7' 11 1/4"	45, 45
E	Header	1	12' 7 1/4"	0, 0	S	Cladding	1	7' 8 1/2"	45, 45
F	Rim Joist	2	16' 3"	0, 0	T	Cladding	1	7' 8 1/2"	45, 45
G	Header	1	19' 7 1/4"	0, 0	U	Header	2	7' 6 1/2"	0, 0
H	Header	2	5' 1 1/2"	0, 0	V	Rim Joist	2	7' 6 3/4"	0, 0
I	Internal Joist	1	17' 3/4"	45, 0	W	Internal Joist	7	7' 3 3/4"	0, 0
J	Internal Joist	3	9' 9 1/2"	45, 0	X	Riser	6	7' 8 1/2"	0, 0
K	Internal Joist	1	8' 3"	45, 0	Y	Pre Cut Stringer	9	6' 1/2"	0, 0
L	Internal Joist	1	9' 3"	45, 0	Z	Riser	2	4' 4"	0, 0

Cut Angles: L=Left, R=Right, F=Front, S=Side

LABEL	NAME	QTY	LENGTH	BEVELS	LABEL	NAME	QTY	LENGTH	BEVELS
M	Internal Joist	13	9' 9 1/2"	0, 0	a	Stringer	6	2' 3 1/2"	0, 0
N	Internal Joist	13	9' 9 3/4"	0, 0					

Cut Angles: L=Left, R=Right, F=Front, S=Side

## Component Descriptions

These recommendations are for railing with a 4" gap from deck surface to the bottom of the bottom rail. Always refer to your local building codes to determine if other requirements must be met. Canadian requirements may vary.

TimberTech RadianceRail and AZEK Black and White rail sections are available in 10 ft. sections. See your local TimberTech or AZEK Dealer for more information.

### Lumber Materials

COMPONENT	QTY	DESCRIPTION	WOOD TYPE
Rim Joist	7	2X8X18 Treated	TREATED
Internal Joist	32	2X8X10 Treated	TREATED
Beam	4	2X10X14 Treated	TREATED
Beam	4	2X10X10 Treated	TREATED
Beam	7	2X10X8 Treated	TREATED
Pre Cut Stringer	18	3-Step Treated Stair Stringer	TREATED
Railing Post	1	4X4X8 Treated	TREATED
Railing Post	4	4X4X18 Treated	TREATED
Railing Section	7	AZEK 6' Premier Rail Pack - Kona® - 6'	AZEK
Railing Section	6	AZEK 8' Premier Rail Pack - Kona® - 8'	AZEK
Railing Section	13	TT/AZEK 31" Square Composite Baluster - Black - 31"	AZEK
Cladding	10	AZEK XLM® Tropical Fascia Board - Walnut Grove - 12'	AZEK
Decking	2	AZEK Terra Collection Deck Plank, Square Shouldered - Sedona® - 12'	AZEK
Decking	59	AZEK Terra Collection Deck Plank, Square Shouldered - Sedona® - 16'	AZEK
Decking	8	AZEK Terra Collection Deck Plank, Square Shouldered - Sedona® - 20'	AZEK
Header	10	2X8X8 Treated	TREATED
Header	2	2X8X16 Treated	TREATED
Post	16	4X4X8 Treated	TREATED
Beam	1	2X10X16 Treated	TREATED
Riser	7	AZEK XLM® Tropical Fascia Board - Walnut Grove - 12'	AZEK
Stringer	1	2X8X14 Treated	TREATED

To find an AZEK and/or TimberTech Dealer or Contractor in your area, please go to [www.azek.com](http://www.azek.com)



### Other Materials

Qty	Description
3	1 LB. 10D X1 1/2" Nail
1	5 LB. 10D Hot-Dip Galvanized Nail
2	1 LB. 10D Hot-Dip Galvanized Nail
46	2x8-10" Triple Zinc Joist Hanger JUS28-TZ
1	1LB. 16D Galvanized Common Nail
3	2x6-8" Triple Zinc Left Skewed Joist Hanger SKH26L-TZ
3	2x6-8" Triple Zinc Right Skewed Joist Hanger SKH26R-TZ
6	7" Triple Zinc Angle Clip AC7-TZ
2	5" Triple Zinc Angle Clip MP5-TZ
4	1LB. 8D Galvanized Common Nail
4	1 LB. 1-1/2" Joist Hanger Nail
79	Triple Zinc Rafter Tie RT7-TZ
18	Anchor Bolt AB128
18	4X4 Triple Zinc Deck Post Anchor PA44E-TZ
29	80 L.B. Basic Concrete Mix
1	10 LB. Basic Concrete Mix
14	8" X 48" Concrete Form Tube
288	1/2 Galvanized Flat Washer
6	1/2 Galvanized Hex Nut
144	1/2 X 8" Galvanized Carriage Bolt
15	7" Triple Zinc Angle Clip AC7-TZ
42	4X4 Triple Zinc Deck Post Tie SDPT7-TZ
1	1 LB. 8X3" Philips Head Stainless Deck Screws
21	AZEK 5 1/2" Post Skirt - Kona®
84	3/8 Galvanized Hex Nut
168	3/8 Galvanized Flat Washer
84	3/8 X 8" Galvanized Carriage Bolt
21	AZEK 5 1/2" LED Lighted Island Cap - Kona®
21	AZEK 5.5" x 5.5" Post Sleeve - Kona® - 39"
16	2 Pieces of Joist Material Nailed to Each Joist Splice
5	AZEK Cortex - 100 LF Terra Collection - Sedona
34	1/2 X 6" Galvanized Lag Screw



**LEGAL DISCLAIMER:** The suggested design is a construction guide and is **NOT** a finished building plan. It is your responsibility to verify its accuracy, completeness, suitability for your particular site conditions, and compliance with local building codes and practices. Please consult your local building codes for requirements for deck lighting, railing, and stairs.

**AZEK Building Products and its affiliates assume no responsibility for any damages, including direct or consequential, personal injuries suffered, or property or economic losses incurred as a result of the information published within this Deck Design, AZEK Building Products and its affiliate websites or Deck Design Detail Report. Before beginning any project, review the instructions carefully. We cannot anticipate all of your working conditions or the characteristics of your materials and tools. For your safety, you should consider your own skill level and use caution, care and good judgment when following the instructions. If you have doubts, concerns or questions, consult local experts, architects, soil engineers or building authorities. Because local zoning and building codes and regulations vary greatly, you should ALWAYS CHECK WITH LOCAL AUTHORITIES TO ENSURE THAT YOUR PROJECT COMPLIES WITH ALL APPLICABLE CODES AND REGULATIONS. Always read and observe instructions and safety precautions provided by any tool or equipment manufacturer, and follow all accepted safety procedures.**

**You are responsible for ensuring that all measurements are correct. Due to the size, shape, location or other considerations, your design may require supporting structures, such as knee braces and bridging between joists and posts and are not included on the materials list and other information provided. YOU ARE RESPONSIBLE FOR ENSURING THAT YOUR DESIGN IS SAFE AND STRUCTURALLY SOUND FOR ITS SIZE, LOCATION AND ANTICIPATED USE. You are also responsible for verifying that the design and any substitutions or modifications you make meet all local building codes and regulations.**

**AZEK Building Products and its affiliates assume no liability or responsibility for your design, construction or use of any product supplied by AZEK Building Products.**

**YOU ASSUME TOTAL RESPONSIBILITY AND RISK FOR YOUR USE OF THE AZEK BUILDING PRODUCTS DESIGN, THE AZEK BUILDING PRODUCTS WEBSITE AND SUPPLIED DECK DESIGN DETAIL REPORT. AZEK BUILDING PRODUCTS PROVIDES THIS WEB-BASED TOOL, ALL INFORMATION, PRODUCTS, AND SERVICES "AS IS" AND DOES NOT MAKE EXPRESS OR IMPLIED WARRANTIES, REPRESENTATIONS, OR ENDORSEMENTS OF ANY KIND WHATSOEVER (INCLUDING WITHOUT LIMITATION, THE IMPLIED WARRANTIES OF MERCHANTABILITY OR FITNESS FOR A PARTICULAR PURPOSE).**